

DETAILS CABINETS

CUSTOM SOURCE



CENTURY[®]

DETAILS CABINETS

CUSTOM SOURCE

"Beauty is in the details" and that's where we started when creating Century Custom Cabinets, our bespoke series of night-stands, chests, credenzas, and bar cabinets that gives you the ability to design your personalized piece. From transitional to traditional, we offer numerous door or drawer designs can further complement your aesthetic. All forms are offered with your choices of base and hardware, and of course all can be finished in any of Century's 60+ finishes as well as custom color matches. All of the forms in our Details Custom Cabinet are crafted of solid maple. Doors feature European cup hinges while drawers feature soft close mechanisms. We take pride in crafting each item by hand at our facilities in Hickory, North Carolina, and making your custom cabinet quickly and beautifully. Designed by you, Made by Century.

To see all of your options and design your own, please visit us at centuryfurniture.com/Visualizer/Visualizer.aspx



Shown this page:

CR9-222 Three Drawer Small Nightstand

W24 D18.5 H28

Plain Drawer Front, Saddle Finish, Knob w/Back Plate Antique Brass -
Single Placement,
Metal Leg Base Antique Brass



CR9-702 Three Drawer Chest

W40 D20.5 H36

Plain Drawer Front Saddle Finish, Knob w/Back Plate Antique Brass - Double Placement,
Metal Leg Base Antique Brass



CR9-702 Three Drawer Chest
W40 D20.5 H36

Textured Oak Drawer Front, Napa Cerused Finish, Melange Case Finish, Large Square Ring Polished Nickel - Single Placement,
Metal Leg Base Polished Nickel



CR9-401 Six Drawer Tall Dresser
W72 D20.5 H42.25

Cracked Ice Drawer Front, White Finish, Small Square Knob Polished Nickel - Single Placement,
Metal Tall Dresser Base Polished Nickel



CR9-403 Four Door Tall Credenza with Tray Drawers
W72 D20.5 H42.25
Corner Box Door Front, Tapestry Beige Finish, Acrylic & Metal Pull Antique Brass - Single Placement
Metal Credenza Base Antique Brass



CR9-782 Bar Cabinet
W40 D20.5 H65.25
Fretwork Door Front, Marine Blue Finish, Acrylic & Metal Pull Polished Nickel - Single Placement,
Metal Bar Cabinet Base Polished Nickel



CR9-201 Six Drawer Low Dresser
W72 D20.5 H36
Fretwork Drawer Front, Slate Grey Finish, Knob w/Back Plate Antique Brass - Double Placement, Chow Base



CR9-202 Four Door Low Credenza
W72 D20.5 H36
Cracked Ice Door Front, Custom Benjamin Moore match Finish: 2035-60 Leisure Green, Acrylic & Metal Pull Polished Nickel - Single Placement, Tapered Base



CR9-204 Two Door Three Drawer Low Credenza
W72 D20.5 H36
Textured Oak Door and Drawer Front Blonde Cerused Finish, Coconut Case Finish, Dimpled Bar Pull Bronze - Doors Single Placement and Drawers Double Placement, Metal Leg Base Bronze



CR9-208-2 Six Door Low Credenza
W108 D20.5 H33.25
Textured Oak Door Front, Napa Cerused Finish, Prairie Case Finish, Faceted Bar Pull Bronze - Single Placement, Plinth Base



CR9-208-6 Two Door Six Drawer Low Credenza
W108 D20.5 H36
Reeded Door Front Coconut Finish, Picture Frame Drawer Front Coconut Finish, Nude Case Finish, Large Square Ring on Doors Antique Brass - Single Placement, Small Square Ring on Drawers Antique Brass - Double Placement, Saber Base



CR9-211 Five Drawer Low Chest
W40 D20.5 H54.5
Textured Oak Drawer Front Noir Cerused Finish, Beige Case Finish, Small Square Resin Knob Glacier Resin and Polished Nickel - Double Placement, Metal Leg Base Polished Nickel



CR9-211 Five Drawer Low Chest
W40 D20.5 H54.75
Bamboo Drawer Front, Desert Finish, Small Bail Antique Brass - Double Placement, Turned Base



CR9-221 Single Drawer
Small Nightstand
W24 D18.5 H28
Bead Edge Drawer Front, Saddle Finish,
Small Bale Pull Antique Brass -
Single Placement, Turned Base



CR9-222 Three Drawer
Small Nightstand
W24 D18.5 H25.25
Bead Edge Drawer Front, Light Slate
Finish, Drop Pendant Bronze -
Single Placement, Plinth Base



CR9-225 Single Drawer
Large Nightstand
W36 D18.5 H30
Bead Edge Drawer Front, Ivory-Linen Finish,
Large Bail Polished Nickel - Single Placement,
Saber Base



CR9-228 Two Drawer Large Nightstand
W30.25 D18.5 H30
Picture Frame Drawer Front, Coconut Finish,
Mock Key w/Back Plate Polished Brass -
Single Placement, Tapered Base



CR9-401 Six Drawer Tall Dresser
W72 D20.5 H42.25
Cracked Ice Drawer Front, White Finish, Small Square Knob Polished Nickel -
Single Placement, Metal Tall Chest Base Polished Nickel



CR9-411 Five Drawer Tall Chest
W40 D20.5 H60.75
Bead Edge Drawer Front, Storm Finish, Small Bail Polished
Nickel - Double Placement, Metal Tall Chest Base Polished Nickel



CR9-413 Two Door Tall Chest
W40 D20.5 H42.25
Bead Edge Door Front, Cloud Finish, Mother of Pearl Antique Brass -
Single Pull per set of Doors, Metal Tall Chest Base Antique Brass



CR9-783 Bar Cabinet with Mirrored Back Panel
W40 D20.5 H65.25
Bead Edge Door Front, Coconut Finish, Tortoise Shell Polished Nickel - Single Pull per set of Doors, Metal Bar Cabinet Base
Polished Nickel, Interior Mirror Back Panel




CR9-782 Bar Cabinet with Wood Back Panel
W40 D20.5 H65.25
Corner Box Door Front, Saddle Finish, Acrylic & Metal Pull Antique Brass - Single Placement, Metal Bar Cabinet Base
Antique Brass, Interior Wood Back Panel




STEPS TO DESIGN YOUR DETAILS CABINETS


1 SELECT YOUR CASE: Case heights combine with Base heights to create overall heights.




CR9-221
Single Drawer Small Nightstand
Case: W24 D18.5 H21.25
(Single Drawer at top)




CR9-222
Three Drawer Small Nightstand
Case: W24 D18.5 H21.25




CR9-223
Single Drawer (Center) Small Nightstand
Case: W24 D18.5 H21.25
(Single Drawer at center; Cord Management opening at top)



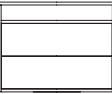
CR9-225
Single Drawer Large Nightstand
Case: W36 D18.5 H23.25
(Single Drawer at top)



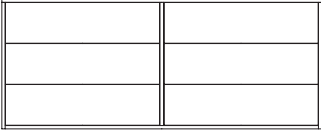
CR9-226
Three Drawer Large Nightstand
Case: W36 D18.5 H23.25



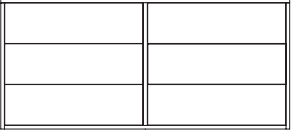
CR9-227
Single Drawer Large Nightstand
Case: W36 D18.5 H23.25
(Single Drawer at center; Cord Management opening at top)




CR9-228
Two Drawer Large Nightstand
Case: W30.25 D18.5 H23.25
(Single Drawer at top)



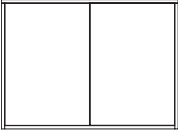
CR9-201 / -401
Six Drawer Dresser
Case: W72 D20.5 H29.25



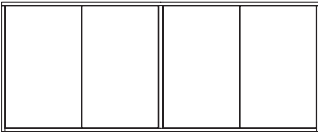
CR9-209
Six Drawer Low Dresser
Case: W60 D20.5 H29.25



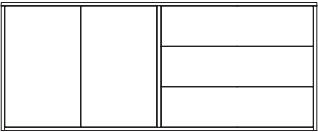
CR9-702 / -412
Three Drawer Chest
Case: W40 D20.5 H29.25



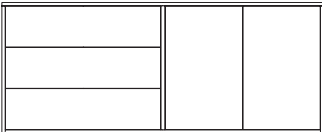
CR9-703 / -413 / -414
Two Door Chest
Case: W40 D20.5 H29.25
(-414 One Soft Close Drawer behind each set of doors; -413 & -703 one adjustable shelf behind set of doors)




CR9-202 / -203 / -402 / -403
Four Door Credenza
Case: W72 D20.5 H29.25
(-203 & -403 One Soft Close Drawer behind each set of doors; -202 & -402 one adjustable shelf behind each set of doors)




CR9-204
Two Door, Three Drawer Credenza
Case: W72 D20.5 H29.25




CR9-205
Three Drawer, Two Door Credenza
Case: W72 D20.5 H29.25




CR9-211 / -411
Five Drawer Chest
Case: W40 D20.5 H47.75




CR9-707 / -407
Two Door Media Console
Case: W72 D20.5 H21.25




CR9-708 / -408
Four Door Media Console
Case: W72 D20.5 H21.25




CR9-208-1
Nine Drawer Dresser
Case: W108 D20.5 H29.25




CR9-208-2
Six Door Credenza
Case: W108 D20.5 H29.25




CR9-208-3
Four Door Three Center Drawers Credenza
Case: W108 D20.5 H29.25




CR9-208-4
Six Drawer Two Center Door Credenza
Case: W108 D20.5 H29.25



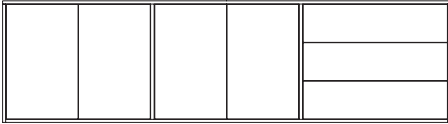
CR9-208-5
Six Drawer Two Door Credenza
Case: W108 D20.5 H29.25




CR9-208-6
Two Door Six Drawer Credenza
Case: W108 D20.5 H29.25



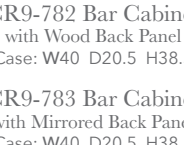
CR9-208-7
Three Drawer Four Door Credenza
Case: W108 D20.5 H29.25



CR9-208-8
Four Door Three Drawer Credenza
Case: W108 D20.5 H29.25




CR9-782 Bar Cabinet
with Wood Back Panel
Case: W40 D20.5 H38.5




CR9-783 Bar Cabinet
with Mirrored Back Panel
Case: W40 D20.5 H38.5

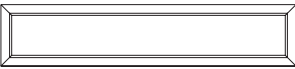
2 SELECT YOUR DRAWER or DOOR FRONT:




Plain Maple or Oak




Bead Edge




Picture Frame



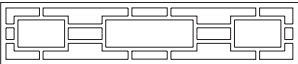
Plain Maple or Oak



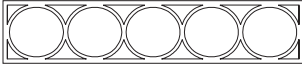
Bead Edge




Picture Frame



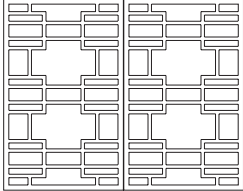
Fretwork *(Upcharge)*




Circle *(Upcharge)*



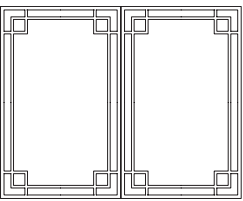
Corner Box *(Upcharge)*




Fretwork *(Upcharge)*



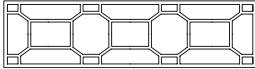
Circle *(Upcharge)*




Corner Box *(Upcharge)*



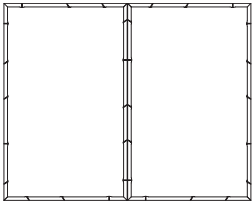
Bamboo *(Upcharge)*



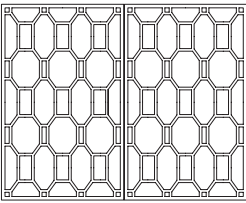
Honeycomb *(Upcharge)*




Cracked Ice *(Upcharge)*




Bamboo *(Upcharge)*




Honeycomb *(Upcharge)*




Cracked Ice *(Upcharge)*



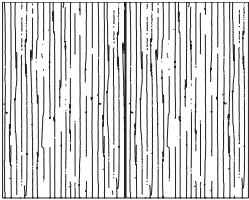
Reeded *(Upcharge)*



Textured Maple or Oak *(Upcharge)*



Reeded *(Upcharge)*



Textured Maple or Oak *(Upcharge)*

3 SELECT YOUR BASE: Base heights combine with Case heights to create overall heights.


Chests, Low Dressers/Credenzas



Metal Leg - Hammered Brass 6" H



Metal Leg - Polished Nickel 6.75" H



Tapered 6.75" H




Turned 6.75" H



Metal Leg - Hammered Silver 6" H



Metal Leg - Pewter 6.75" H



Acrylic Foot 6.75" H



Chow 6.75" H



Plinth 4" H

Note: Plinth height is lower than other Base heights.



Metal Leg - Antique Brass 6.75" H



Metal Leg - Bronze 6.75" H



Saber 6.75" H



Bracket 6.75" H

Tall Chests/Dressers



Antique Brass & Polished Nickel Chest Base 13" H
(Base for -411, -412, -413, -414)
(Upcharge)



Chow Chest Base 13" H
(Base for -411, -412, -413, -414)



Tapered Chest Base 13" H
(Base for -411, -412, -413, -414)

Credenzas



Antique Brass & Polished Nickel Credenza Base 13" H
(Base for -401, -402, -403, -407, -408)
(Upcharge)



Chow Credenza Base 13" H
(Base for -401, -402, -403, -407, -408)




Tapered Credenza Base 13" H
(Base for -401, -402, -403, -407, -408)

Bar Cabinets



Antique Brass & Polished Nickel Bar Cabinet Base 26.75" H
(Base for -782, -783)
(Upcharge)



Chow Bar Cabinet Base 26.75" H
(Base for -782, -783)



Tapered Bar Cabinet Base 26.75" H
(Base for -782, -783)

4 SELECT YOUR HARDWARE AND HARDWARE FINISH:

Finish options include Antique Brass (AB) / Polished Nickel (PN), Polished Brass (PB) / Polished Nickel (PN), or Bronze (B) / Pewter (P).



Acrylic Knob
Dia. 1.25"
(PB / PN)



Small Square Resin Knob
Sq. 1.25" (PB / PN)
(Resin shown in Glacier and also available in Pearl, Galaxy, Emerald and Ocean)



Dimpled Knob
Sq. 1.5"
(B / P)



Round Square Knob
Knob Dia. 1.25
Back Plate Sq. 1.5"
(PB / PN)



Wave Knob
Sq. 1.25"
(B / P)



Square Knob
Sq. 1.25"
(AB / PN)



Large Knob
Dia. 1.25" (AB / PN)



Small Knob
Dia. 1" (AB / PN)



Round Knob
Dia. 1.25" (AB / PN)



Small Oval Knob
W1.66 H.88" (B/P)



Knob w/Back Plate
Dia. 2.25" (AB / PN)



*Bar Pull
W4.25" H1" (B / P)



*Faceted Bar Pull
W4.875" H.75" (B / P)



*Acrylic Bar Pull
W5" H1.25" (PB / PN)



*Dimpled Bar Pull
W5" H1.25" (B / P)



*Wave Bar Pull
W6" H1.25" (B / P)



*Acrylic & Metal Pull
W3" H.75" (AB / PN)

*Pulls above are applied Vertically on all Door Cases.



Drop Pendant
W.84" L2.25"
(B / P)



Mock Key
Pull H1.31"
Back Plate H2.12" W2.12 (PB / PN)



Small Bail
W4.38" H1.63" (AB / PN)
(Drawers only)



Large Bail
W5.13" H1.63" (AB / PN)
(Drawers only)



Large Ring
Dia. 2.25" (AB / PN)



Small Ring
Dia. 1.75" (AB / PN)



Large Square Ring
Sq. 2.25" (AB / PN)




Small Square Ring
Sq. 1.75" (AB / PN)




Oval Ring
W2.75" H2.36" (AB / PN)



Pendant Pull
L 2.88" (AB / PN)




**Mother of Pearl
W5" H5" (AB / PN)



**Tortoise Shell
W5" H5" (AB / PN)




**Large Square Resin
W5" H5" (PB / PN)
(Resin shown in Glacier and also available in Pearl, Galaxy, Emerald and Ocean. See Small Square Resin Knob above.)



**Above for Doors Only. Single Pull per set of Doors. *Upcharge* applies.

5 SELECT YOUR HARDWARE PLACEMENT: Single, Double, or *No Hardware-Allows application of your own hardware.



Single




Double (*Upcharge*)



*No Hardware

6 SELECT YOUR FINISH: See brochure or website for all Stain and Paint options.

To see all of your options and design your own,
please visit us at
centuryfurniture.com/Visualizer/Visualizer.aspx



CENTURY FURNITURE

Infinite Possibilities. Unlimited Attention.*
CenturyFurniture.com

P.O. Box 608 | Hickory, NC 28603
Main Office: 828.328.1851 | Customer Service Fax: 828.326.8224

KCInc/BPG/DP/3K/9-21
Century® is a registered trademark of Century Furniture LLC.
©2020 Century Furniture.

ROCK HOUSE FARM *Family of Brands*